

GIANT

Team **TOBROCO**

Industrielaan 2, 5061 KC Oisterwijk

Tel.: +31 (0)13-5211212

Fax: +31 (0)13-5234045

Internet: www.tobroco.com

E-Mail: info@tobroco.com

D204SW
D254SW
D204SW TELE
D254SW TELE



WHEEL LOADERS

Big performance in a small package



D204SW - D254SW - D204SW TELE - D254SW TELE



BIG PERFORMANCE IN A SMALL PACKAGE

TOBROCO Machines has a wide range of wheel loaders, including two new compact telescopic wheel loaders, each with a lift height range of no less than 2750 mm, a machine width of 920 mm and a net weight of 1200 kg.



GIANT

WIDE SELECTION

TOBROCO Machines offer a wide selection of unique wheel loaders. Flexible, strong and adjusted to your requirements for small-scale and large-scale operations.



| | D204SW | D254SW | D204SW TELE | D254SW TELE |
|--------------------------------|--|--|--|--|
| Engine | 3-cylinder Kubota D722 | 3-cylinder Kubota D902 | 3-cylinder Kubota D722 | 3-cylinder Kubota D902 |
| Power | 20 hp / 15 kW | 25 hp / 18 kW | 20 hp / 15 kW | 25 hp / 18 kW |
| Drive system | Hydraulic 4WD with automotive pump, Poclain wheel motors | Hydraulic 4WD with automotive steering, Poclain wheel motors | Hydraulic 4WD with automotive pump, Poclain wheel motors | Hydraulic 4WD with automotive steering, Poclain wheel motors |
| Driving speed | 0 - 15 km/h | 0 - 15 km/h | 0 - 15 km/h | 0 - 15 km/h |
| Working hydraulics | 28 L/min, 150 bar | 28 L/min, 150 bar | 28 L/min, 190 bar | 28 L/min, 190 bar |
| Parking brake | Hydraulic multi-disc brake, electrically activated | Hydraulic multi-disc brake, electrically activated | Hydraulic multi-disc brake, electrically activated | Hydraulic multi-disc brake, electrically activated |
| Tipping load, vehicle straight | 1000 kg | 1000 kg | -- | -- |
| Lifting capacity | 1100 kg | 1100 kg | -- | -- |
| Weight | 1100 kg | 1100 kg | 1200 kg | 1200 kg |
| Diesel / Oil capacity | 45 L / 52 L | 45 L / 52 L | 46 L / 48 L | 46 L / 48 L |
| Quick change | GIANT Compact (Mechanical) | GIANT Compact (Mechanical) | GIANT Compact (Mechanical) | GIANT Compact (Mechanical) |
| Standard tyres (vehicle width) | *23x8.50-12 AS* (960 mm) | *23x8.50-12 AS* (960 mm) | *23x8.50-12 AS* (960 mm) | *23x8.50-12 AS* (960 mm) |

Details subject to change.

MULTIFUNCTIONAL

GIANT supplies hundreds of attachments, which allows you to use the wheel loader for many more work operations than you might at first have imagined possible.



RAPID REPLACEMENT

Thanks to the GIANT rapid-replacement system, you can uncouple and couple your attachments easily and quickly. Note: To be of even greater service to you as our customer, we not only offer a range of uncoupling and coupling systems, but also custom attachments. Do you not have a GIANT rapid replacement system or are you looking for an attachment geared towards your particular situation? Ask your nearest GIANT dealer about optional features.

D204SW T/M D254SW (TELE)



**GIANT COMPACT
MECHANICAL**

OPTION: HYDRAULIC



WWW.GIANT-ATTACHMENTS.COM

Note: TOBROCO Machines advises against the use of a shovel that exceeds the width of the machine incl. tyres.

GOOD THINGS COME IN SMALL PACKAGES

All the advantages at a glance:

- ✓ IDEAL FOR SMALL SPACES
- ✓ EASY TO TRANSPORT
- ✓ COMPACT
- ✓ AFFORDABLE QUALITY
- ✓ GIANT COMPACT QUICK CHANGE
- ✓ WIDE RANGE OF ATTACHMENTS
- ✓ MANY OPTIONS AVAILABLE
- ✓ HIGH LIFT HEIGHT

CUSTOMER-ORIENTED

We know the importance of listening to customers. Together we seek a suitable solution for your situation. We enjoy a challenge.

HYDRAULICS



Double acting hydraulic function on the lift arm (mechanically operated)

SAFETY



Standard with ROPS/FOPS safety roof.

STRONG



The GIANT COMPACT TELE series comes with powerful, fuel-efficient Kubota engines and four powerful Poclain wheel motors.

Many options available!
WWW.TOBROCO.COM



TYRES

A wide selection of tyres makes the machine suitable for any surface.



23x8.5-12 AS
(57.5 x 20.5 cm)
Standard on machine



23x8.5-12 Skid
(58.5 x 21.5 cm)



23x8.5-12 Grass
(57.5 x 21cm)



23x10.5-12 AS
(58 x 25.5 cm)



23x10.5-12 Grass
(58.5 x 26 cm)

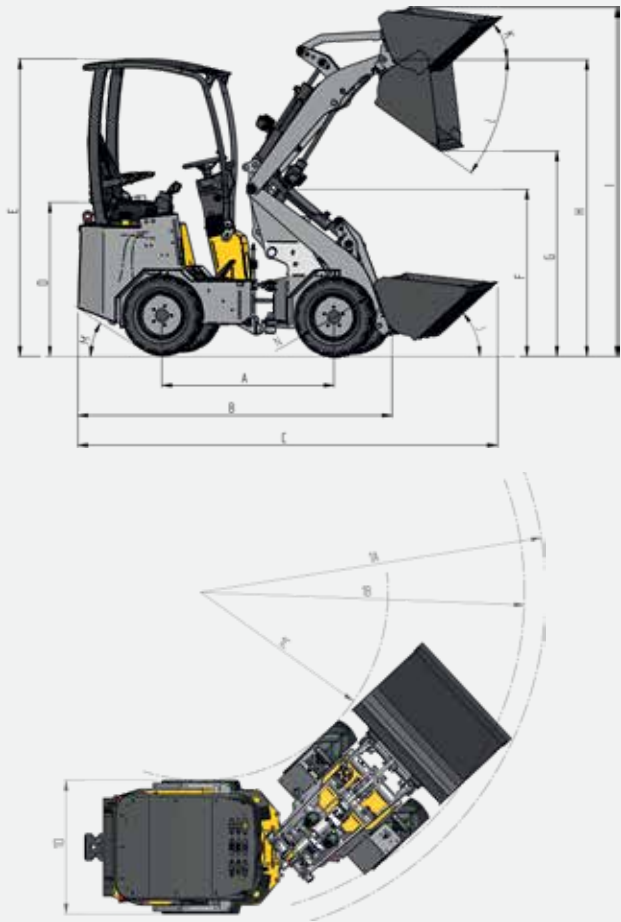


24x13-12 Grass
(60.5 x 32 cm)

TECHNICAL DATA

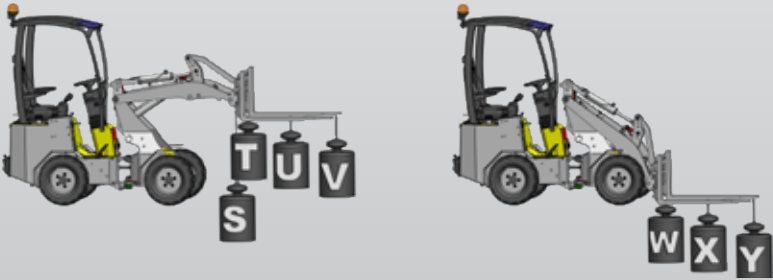
| | D204SW | D254SW | D204SW TELE | D254SW TELE |
|----|--------|--------|-------------|-------------|
| A | 1230 | 1230 | 1247 | 1247 |
| B | 2211 | 2211 | 2265 | 2265 |
| C | 2911 | 2911 | 2870 | 2870 |
| D | 1020 | 1020 | 1020 | 1020 |
| E | 2060 | 2060 | 2060 | 2060 |
| F | 1380 | 1380 | 1310 | 1310 |
| G | 1408 | 1408 | 2120 | 2120 |
| H | 2170 | 2170 | 2800 | 2800 |
| I | 2976 | 2976 | 3360 | 3360 |
| J | 43° | 43° | 43° | 43° |
| K | 45° | 45° | 50° | 50° |
| L | 46° | 46° | 40° | 40° |
| M | 34° | 34° | 34° | 34° |
| N | Ø 570 | Ø 570 | Ø 570 | Ø 570 |
| 1A | 2225 | 2225 | 2225 | 2225 |
| 1B | 1967 | 1967 | 1967 | 1967 |
| 1C | 978 | 978 | 978 | 978 |
| 1D | 920 | 920 | 920 | 920 |

Dimensions in mm, measured on standard tyres.

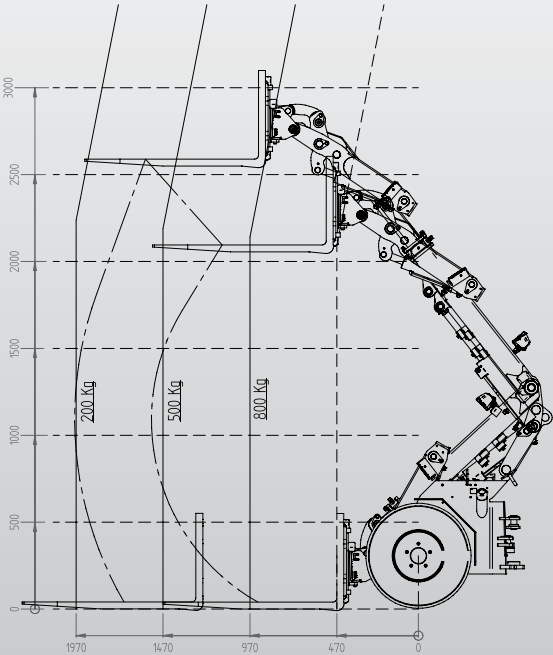


| | D204SW | D254SW | D204SW TELE | D254SW TELE |
|---|---------|---------|-------------------|-------------|
| S | 1000 kg | 1000 kg | See lifting table | |
| T | 800 kg | 800 kg | | |
| U | 550 kg | 550 kg | | |
| V | 410 kg | 410 kg | | |
| W | 1480 kg | 1480 kg | | |
| X | 840 kg | 840 kg | | |
| Y | 510 kg | 510 kg | | |

Tipping loads measured in straight-ahead position, with no extra counterweights.
We reserve the right to make changes without notice and are not responsible for errors or omissions.



TIPPING LOAD TABLE





TOBROCO

Industrielaan 2

5061 KC Oisterwijk

Tel.: +31 (0)13-5211212

Fax: +31 (0)13-5234045

Internet: www.tobroco.com

E-mail: info@tobroco.com

All technical data in this brochure refer to production models tested under Central European operating conditions and describe their standard functions. The designs and their methods of operation, as well as the accessories, depend on the relevant model and on the options available for this product, as well as country-specific regulations valid in the country of sale. Illustrations may display products, which are not listed or not available as standard. The descriptions, illustrations, weight data and technical data are non-binding and are in accordance with the most up-to-date standards at the time of going to press. Modifications relating to the structure, design, visual and technical features are subject to change without prior notification due to continuous developments of products. If you require special functions, which are only available by using supplementary components, and/or have particular constraints, then please contact us! We will be pleased to answer your questions and let you know whether and under what conditions special functions can be implemented in terms of the product and the environmental conditions. In case of any doubt concerning the loading capacity or the functionality of our products based upon special circumstances, we recommend that test operations are performed under safe limiting conditions. In spite of the greatest possible care taken, we are not able to exclude the possibility of variations in illustrations or dimensions, calculation errors, printing errors or omissions in this brochure. For this reason we do not accept any liability for the propriety and completeness of our information in this brochure. Within the framework of our General Commercial Terms and Conditions, we guarantee that our products operate properly. We do not, in principle, provide guarantees beyond these general terms and conditions. Liability beyond these general terms and conditions as set out in our General Commercial Terms and Conditions is therefore excluded.